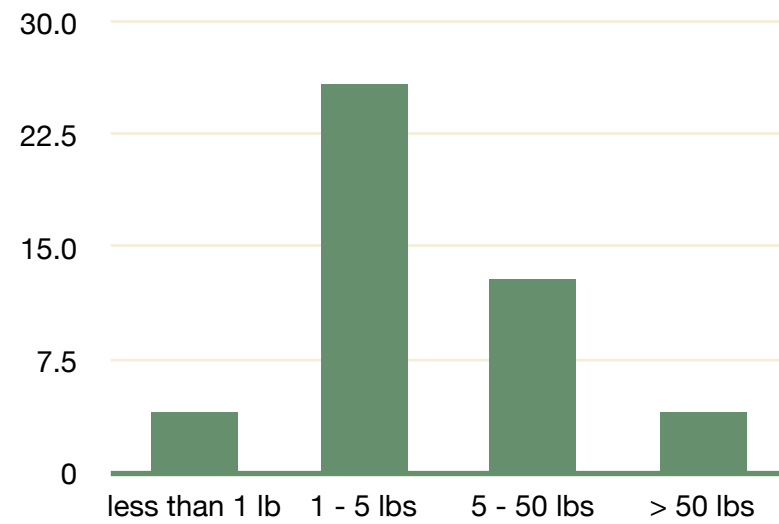


Amount Processed Annually

	response	percent
less than 1 lb	4	8.5%
1 - 5 lbs	26	55.3%
5 - 50 lbs	13	27.7%
> 50 lbs	4	8.5%

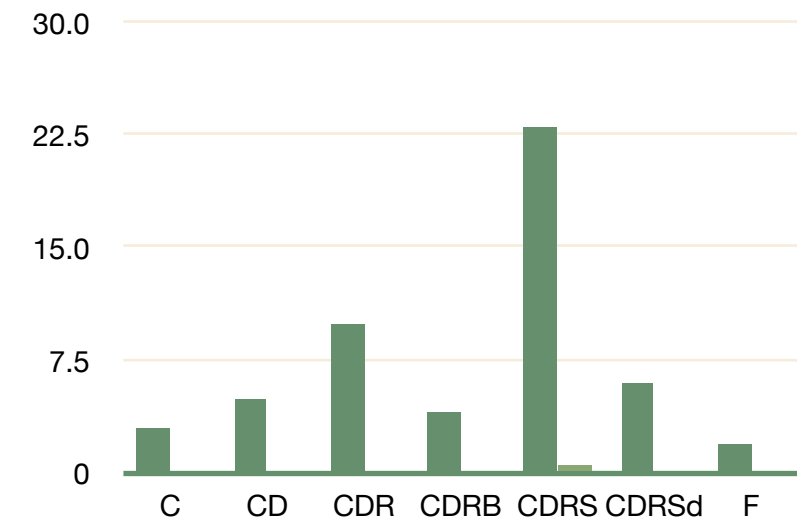
Chart 1



Processing

Fiber goals	response	percent
C	3	6.40%
CD	5	10.60%
CDR	10	21.30%
CDRB	4	8.50%
CDRS	23	48.90%
CDRSd	6	12.80%
F	2	4.30%

Chart 2



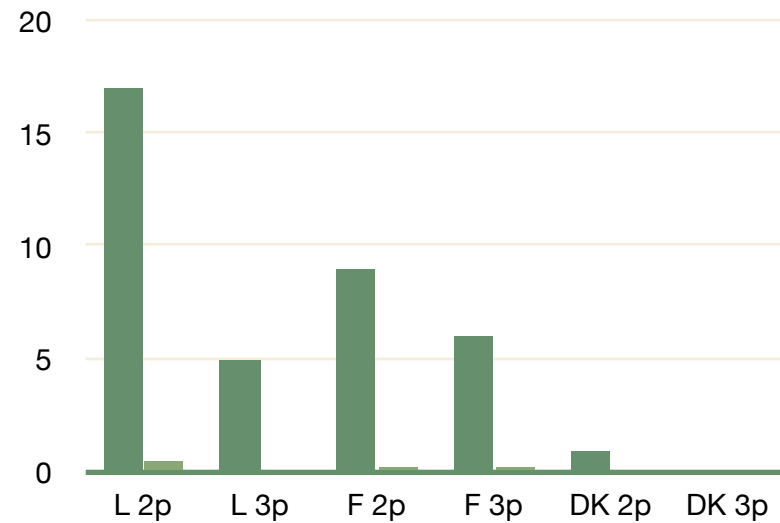
C=clean, D= dehair, R= rove, B= batt, S= spin, d= dye, F= felt

Yarn Types Spun

TYPE	Response	Percent
L 2p	17	51.5%
L 3p	5	15.2%
F 2p	9	27.3%
F 3p	6	18.2%
DK 2p	1	3.0%
DK 3p	0	0.0%

L = lace, F= fingering, DK = dk weight,
2p= 2 ply, 3p = 3 ply

Chart 3

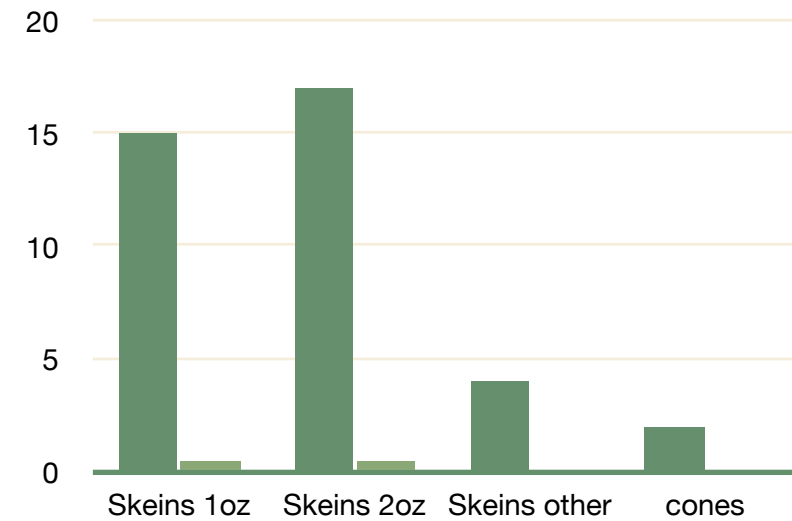


Comments: 2ply sport, handspun, not processed

Put Up

Method	Response	Percent
Skeins 1oz	15	41.70%
Skeins 2oz	17	47.20%
Skeins other	4	11.10%
cones	2	5.60%

Chart 4



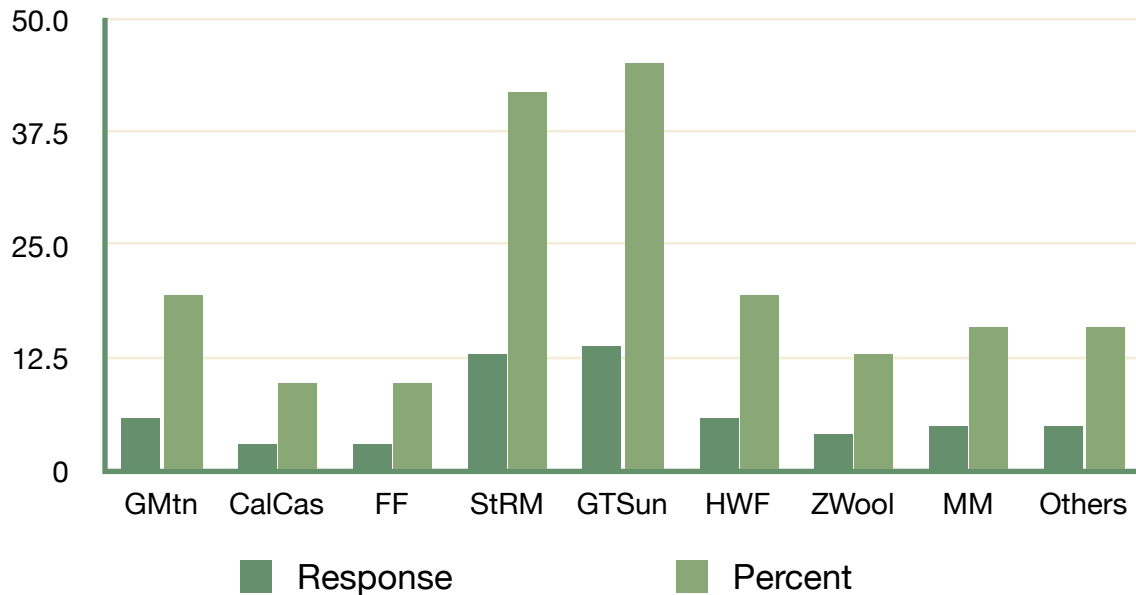
Comments: 1 oz for lace, 2 oz for fingering, handspun skeins, 25 g skeins (2)

Mills

Mills	Response	Percent
GMtn	6	19.4
CalCas	3	9.7
FF	3	9.7
StRM	13	41.9
GTSun	14	45.2
HWF	6	19.4
ZWool	4	12.9
MM	5	16.1
Others	5	16.1

GMtn= Georgia Mountain Fibers; CalCas= California Cashmere Co.; FF= Fantasy Fibers; StRM= Still River Mill; GTSun= Going to the Sun Fiber Mill; HWF= Haneke Wool Fashions; ZWool= Zeilinger Wool Co.; MM= Belfast Mini Mills, Others= Texas Fiber Mill, Flaggy Meadows Fiber Works, Fibers at Mill's Hill, Yolo Wool Mill, Bigger Fibre Mill.

Processing Mills Indicated in Responses



Text